

Ribeirão Lonas



Ribeirão Lonas



Ribeirão Lonas

CATÁLOGO DE COMPONENTES DE EMBREAGENS 2021



Revestimentos - Pastilhas Sinterizadas

Rebites de Membrana - Rebite Maciço - Rebites de Pastilha - Rebites Tubular - Rebites de Ferro
Punção - Escariador

Rua Ignacio e Maria Aparecida Tonetto, 130 - Distrito Empresarial Luis Roberto Jabali
Ribeirão Preto - SP - Brasil



(16) 9.8877-0978



(16) 3615-9278



(16) 3628-0978



@ ribeirao_lonas@terra.com.br



FACEBOOK: www.facebook.com/ribeiraolonas



INSTAGRAM: @ribeiraolonas

REVESTIMENTOS DE EMBREAGENS



MARCA	MODELO	SISTEMA	REFERÊNCIA	DIMENSOES - mm			FUROS			Padrão de Furos	
				Ø Ext.	Ø Int.	Esp.	Pas.	Esc.	Reb.		
RENAULT	TWINGO 1.2	LUK	RLA/808	092	160,00	112,00	3,20	6	6	4	20
VW	GOL AR 1.3 / 1200	LUK	RLA/745		165,00	115,00	3,25	6	6	4	20
ASIA	TOWNER	IMP	RLA/786	333	170,00	110,00	3,30	8	8	4	1
FORD	CORCEL I / BELINA 1.3	LUK	RLA/807	619	170,00	115,00	3,30	6	6	4	20
FORD	CORCEL I 1.4 / BELINA 1.4	BORG	RLA/715	048	170,00	120,00	3,00	6	6	4	2
VW	1300 - LUK FURO FINO	LUK	RLA/757	063	179,50	124,50	3,80	6	6	4	20
FORD	CORCEL II 1.4 / BELINA II 1.4	LUK	RLA/734	618	180,00	124,00	3,50	8	8	5	19
FORD	CORCEL II 1.4 / BELINA II 1.4	SACHS	RLA/736	043	180,00	124,00	3,80	8	8	5	19
VW	1200 / 1300 - SACHS	SACHS	RLA/800	275	180,00	124,00	3,80	8	8	5	19
HYUNDAI	HB 20 1.0 FURO GROSSO	IMP	RLA/182		180,00	124,00	3,50	8	8	5	1
ASIA	TOWNER / EFFA	IMP	RLA/922		180,00	126,50	3,20	8	8	4	1
ASIA	HB 20 1.0 FURO FINO	IMP	RLA/181		180,00	126,50	3,20	8	8	4	1
ASIA	EFFA FURO NO MEIO	IMP	RLA/183		180,00	126,50	3,20	8	8	4	1
ASIA	EFFA 9 LAMINAS	IMP	RLA/184		180,00	126,50	3,20	9	9	4	38
FIAT	MILLE 1.4 FURO ESQUERDO	IMP	RLA/762	620	180,00	126,50	3,50	6	6	4	2
VW	GOL 1.0	LUK	RLA/782	192	180,00	126,50	3,50	6	6	4	20
VW	GOL 1.0 4 LAMINAS	SACHS	RLA/834		180,00	126,50	3,50	4	4	4	24
FORD	FIESTA	LUK	RLA/185	629	180,00	134,00	3,30	8	8	4	1
FIAT	FIAT 4LAMINAS 180mm SACHS	SACHS	RLA/180		180,00	134,00	3,50	4	4	4	24
FIAT	PALIO FIRE 1.0 1.3 8V E 16V	LUK	RLA/765	477	180,00	134,00	3,15	8	8	4	1
FORD	KÁ / FIESTA1.0 1.3	SACHS	RLA/824	343	180,00	134,00	3,40	8	8	4	1
RENAULT	CLIO 1.0 / PEUGEOT 1.0	VALEO	RLA/928		181,50	127,00	3,00	6	6	4	2
FIAT	147 FURO DIREITO	LUK	RLA/744	605	181,50	127,00	3,20	6	6	4	2
FIAT	147 FURO ESQUERDO	SACHS	RLA/758	076	181,50	127,00	3,45	6	6	4	20
FIAT	UNO MILE FURO GROSSO	LUK	RLA/759	101	181,50	127,00	3,45	8	8	5	8
FORD	KA 1.0 / FIESTA 1.0	SACHS	RLA/799	256	181,50	134,00	3,10	8	8	4	1
FIAT	PALIO 1.0	LUK	RLA/783	191	181,50	134,00	3,50	8	8	4	1
FIAT	PUNTO 1.4	LUK	RLA/897	744	190,00	132,00	3,15	8	8	4	1
HONDA	FIT / CITY / GOL G5	LUK	RLA/929	632	190,00	134,00	3,00	8	8	4	1
FIAT	PALIO 1.5 / 1.4	TODOS	RLA/793	071	190,00	134,00	3,25	8	8	4	1
VW	PASSAT GOL 1.6	TODOS	RLA/739	601	190,00	134,00	3,50	8	8	4	1
FORD	CORCEL II 1.6	SACHS	RLA/746	052	190,00	134,00	3,60	8	8	5	1
GM	CORSA 1.0/1.4	SACHS	RLA/770	353	190,00	134,00	3,80	8	8	4	1
FIAT	TIPO 1.6	VALEO	RLA/890	230	190,00	135,00	3,25	6	6	4	2
FIAT	FIAT 4LAMINAS 190mm SACHS	SACHS	RLA/192		190,00	135,00	3,50	4	4	4	24
VW	1500 E 1600	LUK	RLA/898	589	200,00	130,00	3,25	8	8	5	1
VW	1500 1600 LAMINA DUPLA	LUK	RLA/738	607	200,00	130,00	3,30	8	8	5	1
LADA	SAMARA NIVA LADA	IMP	RLA/763	403	200,00	130,00	3,30	6	6	4	2
VW	KOMBI 1500 E 1600	TODAS	RLA/737	622	200,00	130,00	3,50	8	8	5	1
FIAT	PALIO 1.6 16V/COBALT	LUK	RLA/805	169	200,00	134,00	3,05	8	8	5	1
GM	CORSA 1.6 / LOGUS 1.6	LUK	RLA/785	242	200,00	134,00	3,45	8	8	5	1
PEUGEOT	205 1.6 /RENAULT 1.6/ R19	VALEO	RLA/781	9025	200,00	136,00	3,20	6	6	4	2
CITROEN	C3 1.4 1.6/PEUGEOT 206 1.4	VALEO	RLA/843		200,00	137,00	3,00	5	5	4	63
CITROEN	C-3 3,2mm	VALEO	RLA/843-B		200,00	137,00	3,20	5	5	4	63
CITROEN	C-3 3,5mm	VALEO	RLA/843-C		200,00	137,00	3,50	5	5	4	63
PEUGEOT	205 1.6 /RENAULT 1.6/ R19	VALEO	RLA/891	361	200,00	137,00	3,00	6	6	4	2
PEUGEOT	205 1.6/ RENAULT 1.6/ R19	VALEO	RLA/891-C		200,00	137,00	3,50	6	6	4	20
HONDA	HONDA CIVIC 200mm	VALEO	RLA/200		200,00	137,00	3,50	8	8	4	1
VW	FOX /GOLF/KOMBI FLEX	LUK	RLA/865	421	200,00	140,00	3,20	8	8	5	1
VW	FOX 1.6 3,5MM	LUK	RLA/865-B		200,00	140,00	3,50	8	8	5	1
VW	FOX 1.6 3,0MM	LUK	RLA/865-C		200,00	140,00	3,00	8	8	5	1
GM	CHEVETTE 1.4	SACHS	RLA/769	624	200,00	145,00	3,50	8	8	5	1
GM	MONZA 1.6	SACHS	RLA/749		203,70	131,00	3,50	8	8	5	1
GM	CHEVETTE 1.0 1.4 1.6	SACHS	RLA/719	050	203,20	152,40	3,43	9	9	4	38
FIAT	PALIO/STILO/DOBLO 1.8	VALEO	RLA/856		204,00	134,00	3,00	6	6	4	2
FIAT	STILO 3,2mm	VALEO	RLA/856-B		204,00	134,00	3,20	6	6	4	20
FIAT	STILO 3,5mm	VALEO	RLA/856-C		204,00	134,00	3,50	6	6	4	20
GM	ASTRA ZAFIRA 1.8 2.0	LUK	RLA/806	243	205,00	134,00	3,50	8	8	5	1
FORD	ESCORT APOLLO VERONA 1.8	LUK	RLA/761	114	209,00	144,00	3,50	8	8	5	1

REVESTIMENTOS DE EMBREAGENS



MARCA	MODELO	SISTEMA	REFERÊNCIA	DIMENSOES - mm			FUROS			Padrão de Furos	
				Ø Ext.	Ø Int.	Esp.	Pas.	Esc.	Reb.		
FORD	ESCORT APOLLO VERONA 1.8	SACHS	RLA/815	110	209,00	144,00	3,50	8	8	5	1
VW	SANTANA GOL 1.8	LUK	RLA/747	065	210,00	134,00	3,50	8	8	5	1
VW	SANTANA GOL 1.8	SACHS	RLA/756	061	210,00	134,00	3,50	8	8	5	1
TOYOTA	COROLLA	IMP	RLA/210		210,00	140,00	3,50	8	8	4	1
FORD	FIESTA ESCORT ZETEC 1.6	LUK	RLA/796	372	210,00	155,00	3,30	8	8	5	1
HONDA	HONDA CIVIC 212mm	VALEO	RLA/212		212,00	150,00	3,50	8	8	5	19
VW	GOLF 210 mm	VALEO	RLA/217		210,00	143,00	3,20	6	6	4	20
HYUNDAI	HB 20 1.6	IMP	RLA/220		210,00	145,00	3,50	8	8	5	1
PEUGEOT	PEUGEOT 407	VALEO	RLA/227		215,00	145,00	3,50	6	6	4	20
RENAULT	SCENIC 1.8/ PALIO ETORQ	VALEO	RLA/779		215,00	145,00	3,00	8	8	4	1
RENAULT	SCENIC 1.8/ PALIO ETORQ 3,2mm	VALEO	RLA/779-B		215,00	145,00	3,20	8	8	4	1
FIAT	TEMPRA VALEO 6L	VALEO	RLA/8016		215,00	145,00	3,20	6	6	4	20
RENAULT	TRAFIC 215mm	VALEO	RLA/218		215,00	145,00	3,50	8	8	4	1
KIA	CERATO	IMP	RLA/213		215,00	145,00	3,50	8	8	4	1
GM	CRUZE	VALEO	RLA/222		215,00	145,00	3,50	8	8	5	1
VW	PARATI GOL 1.8	SACHS	RLA/889	165	215,00	150,00	3,45	8	8	5	19
HONDA	HONDA CIVIC 215mm	VALEO	RLA/216		215,00	150,00	3,20	8	8	5	1
TOYOTA	COROLLA 1.8	LUK	RLA/215		215,10	144,90	3,20	8	8	5	1
FIAT	TEMPRA	LUK	RLA/8026	602	215,10	144,90	3,45	8	8	5	1
FORD	AERO WILLIS	SACHS	RLA/884	437	215,90	130,20	3,60	8	8	4	1
VW	LOGUS 1.8	LUK	RLA/772	120	216,00	150,00	3,80	8	8	5	1
FIAT	TEMPRA 2.0 / VECTRA 2.0	LUK	RLA/804	135	216,00	146,00	3,45	8	8	5	1
FORD	FOCUS 2.0	SACHS	RLA/911		219,00	155,00	3,35	8	8	5	1
FORD	FIESTA ESCORT ZETEC 2.0	SACHS	RLA/863	346	220,00	155,00	3,20	8	8	5	1
FORD	ECOSPORT	SACHS	RLA/923	756	220,00	160,50	3,45	8	8	4	1
FORD	NOVO KÁ 1.0	SACHS	RLA/923-B		220,00	160,50	3,00	8	8	4	1
MF	MF 65 / MF 85 / MF 9"		RLT/710		225,00	145,00	3,50	0	8	4	30
YANMAR	YANMAR 9	IMP	RLT/228		225,00	145,00	3,50	0	12	4	31
MITSUBISHI	L.200 / I-30	VALEO	RLA/228		225,00	150,00	3,50	8	8	4	1
HYUNDAI	H100/NISSAN SENTRA/TIDA	IMP	RLA/225		225,00	150,00	3,50	8	8	4	1
KIA	BESTA 2.2	IMP	RLA/229	331	225,00	150,00	3,50	8	8	4	1
FORD	RANGER 2.3	LUK	RLA/926	568	225,00	150,00	3,20	8	8	5	1
MITSUBISHI	L-200	LUK	RLA/809		225,00	150,00	3,50	8	8	5	1
CITROEN	PICASSO 2.0	SACHS	RLA/910		227,00	155,00	3,00	8	8	4	1
GM	VECTRA 2.2	LUK	RLA/797	221	228,00	150,00	3,35	8	8	5	1
MB	CLASSE A	SACHS	RLA/867		228,00	155,00	3,20	8	8	5	1
FIAT	MAREA	IMP	RLA/223		228,00	155,00	3,20	8	8	4	1
FORD	MONDEO	LUK	RLA/899	137	228,00	155,00	3,30	8	8	5	1
GM	BLAZER S-10 2.2	LUK	RLA/792	335	228,00	155,00	3,35	8	8	5	1
GM	OPALA 8 LAMINAS	SACHS	RLA/230	291	230,00	153,00	3,50	16	16	4	4
GM	OPALA LUK	LUK	RLA/760	625	230,00	155,00	3,55	8	8	5	1
GM	OPALA BORG 9 LAMINAS	SACHS	RLA/707	049	231,80	155,60	3,50	18	18	4	4
	TROLER		RLA/238		235,00	175,00	5,50				
HYUNDAI	TUCSON		RLA/931-B		235,00	155,00	3,50	8	8	4	1
RENAULT	DUCATO LUK	LUK	RLA/235		236,00	165,00	3,00	8	8	5	1
TOYOTA	HILUX 236mm	LUK	RLA/236		236,00	150,00	3,50	8	8	5	1
RENAULT	DUCATO	VALEO	RLA/847		236,00	165,00	3,00	8	8	4	1
GM	BLAZER S-10 2.5	SACHS	RLA/858	409	240,00	155,00	3,50	8	8	5	1
MB	SPRINTER DIESEL	LUK	RLA/811	635	240,00	155,00	4,20	8	8	5	1
MB	SPRINTER	SACHS	RLA/827	332	240,00	155,00	4,20	8	8	5	1
MB	SPRINTER LAMINA DUPLA	LUK	RLA/240		240,00	155,00	4,00	8	8	5	1
MB	AMAROK/SPRINTER L/D	LUK	RLA/240-B		240,00	155,00	3,50	8	8	5	1
HYUNDAI	HR 240 MM	IMP	RLA/931		240,00	155,00	3,50	8	8	4	1
KIA	BESTA 2.7 FURO LONGE	IMP	RLA/242		240,00	158,00	3,50	8	8	4	1
KIA	BESTA 2.7 FURO PERTO	IMP	RLA/925		240,00	159,60	3,50	8	8	4	1
RENAULT	MASTER FURO TORTO	IMP	RLA/244		240,00	160,00	3,00	8	8	4	71
GM	S-10 2.4 FURO LONGE	LUK	RLA/245		240,00	180,00	3,40	8	8	5	1
GM	S.10 2.4 FURO PERTO	SACHS	RLA/862		240,00	180,00	3,50	8	8	5	1
RENAULT	MASTER	VALEO	RLA/924	585	241,50	172,60	3,00	8	8	4	1

REVESTIMENTOS DE EMBREAGENS



MARCA	MODELO	SISTEMA	REFERÊNCIA	DIMENSOES - mm			FUROS			Padrão de Furos	
				Ø Ext.	Ø Int.	Esp.	Pas.	Esc.	Reb.		
NISSAN	FRONTIER	IMP	RLA/251		250,00	160,00	3,20	16	16	5	72
MITSUBISHI	PAJERO 250mm 1 FURO	IMP	RLA/253		250,00	160,00	3,50	8	8	5	1
MITSUBISHI	PAJERO 250mm 1 FURO	IMP	RLA/254		250,00	160,00	3,50	9	9	5	38
GM	OPALA 250 S	SACHS	RLA/250		250,00	165,00	3,50	18	18	4	4
MB	608	SACHS	RLC/716	013	250,00	165,00	3,50	18	12	5	11
MB	608 LUK	LUK	RLC/913	196	250,00	165,00	4,20	20	20	5	5
MF	10" INTERNO	SACHS	RLT/726	603	250,80	155,60	3,20	0	16	5	16
HYUNDAI	HR 250 MM MODERNA	IMP	RLA/252		250,00	170,00	3,50	16	16	5	67
FORD	RANGER 4.0 / F1000 HSD	LUK	RLA/795	183	252,00	184,50	3,60	8	8	5	1
GM	C-10	SACHS	RLA/1057	085	254,00	152,50	3,60	18	18	4	4
GM	S-10 2.8	LUK	RLA/802	685	258,00	175,00	3,65	8	8	5	1
FORD	TRANSIT	IMP	RLA/258		257,00	160,00	3,50	16	16	5	67
GM	RANGER 4.0	LUK	RLA/801	673	258,00	175,00	3,80	8	8	5	1
TOPIC	TOPIC 261mm 8LAMINAS	IMP	RLA/261		260,00	170,00	3,50	16	16	4	73
TOPIC	TOPIC 261mm 9LAMINAS	IMP	RLA/262	267	260,00	170,00	3,50	18	18	4	4
TOYOTA	HILUX 2.5 TURBO	LUK	RLC/914	766	260,00	172,00	3,45	9	9	5	38
FORD	GALAXIE	SACHS	RLC/1095	519	266,70	165,10	3,43	20	20	4	5
IVECO	IVECO FURO PERTO	VALEO	RLA/265		267,00	172,00	3,50	10	10	5	41
IVECO	IVECO FURO LONGE	VALEO	RLA/266		267,00	172,00	3,50	9	9	5	38
TOYOTA	TOYOTA 14B 8LAMINAS	IMP	RLA/277		275,00	145,00	3,50	16	16	4	73
TOYOTA	TOYOTA 14B 9LAMINAS	IMP	RLA/278		275,00	145,00	3,50	18	18	4	4
MITSUBISHI	L-200 TRITON	IMP	RLA/276		276,00	180,00	3,50	16	16	4	15
TOYOTA	NOVA HILUX F ESQUERDO	IMP	RLA/273		275,00	180,00	3,50	16	16	5	15
TOYOTA	NOVA HILUX F INVERTIDO	IMP	RLA/274		275,00	180,00	3,50	16	16	5	67
TOYOTA	BANDEIRANTE	LUK	RLA/810	634	277,00	173,50	3,60	20	20	5	5
FORD	F-1000	SACHS	RLC/1166	047	280,00	165,00	3,40	20	20	4	5
MB	1113	SACHS	RLC/710	006	280,00	165,00	3,50	12	24	5	8
VALMET	65	LUK	RLC/790	608	280,00	165,00	3,50	0	24	5	44
VALMET	65 COM 3,00 MM	LUK	RLC/790-B		280,00	165,00	3,00	0	24	5	44
GM	D-10 / F-1000	LUK	RLC/791	107	280,00	165,00	3,60	20	20	5	5
MF	50-X	SACHS	RLT/711	140	280,00	165,00	3,90	20	20	5	5
FORD	F-1000 / D20	LUK	RLC/775	098	280,00	165,00	4,00	20	20	5	5
VW	6.90	SACHS	RLC/896		280,00	165,00	4,35	20	20	5	5
MB	1113 S/P 4,0mm	SACHS	RLC/281		280,00	165,00	4,00	0	24	5	44
FORD	11" LUK 4,4mm	LUK	RLA/282		280,00	165,00	4,40	20	20	5	5
GM	BLAZER 5 FUROS	IMP	RLA/283		280,00	170,00	3,50	16	24	5	11
	1113 KASHIMA	IMP	RLC/283		280,00	165,00	3,50	12	24	4	10
YANMAR	YANMAR 11"	IMP	RLC/285		280,00	165,00	4,40	20	20	5	5
IVECO	IVECO DAILY	VALEO	RLC/930		280,00	175,00	3,50	18	18	5	4
FORD	F-1000 HSD 4.9		RLA/279		280,00	198,00	3,50	8	8	5	1
VALMET	BL / VALTRA 900		RLC/292		290,00	170,00	3,80	12	24	5	8
VALMET	68	LUK	RLT/760	611	294,00	165,00	3,80	20	20	5	5
AGRALE	BX 60 90 100 110	LUK	RLT/757		295,00	165,00	4,20	0	24	5	47
	CANADENSE	LUK	RLC/300		298,00	175,00	4,10	20	20	5	5
FORD	D-20 TURBO/ F-1000 TURBO	SACHS	RLC/776	239	300,00	175,00	3,70	20	20	5	5
GM	D-20 TURBO	SACHS	RLC/798		300,00	175,00	4,00	20	20	5	5
GM	CANADENSE / D-20 TURBO	LUK	RLC/819	172	300,00	180,00	3,90	20	20	5	5
GM	SILVERADO FURO DIFERENTE	LUK	RLC/301		300,00	180,00	3,90	20	20	5	5
VW	5140 / SILVERADO LUK	LUK	RLC/864	557	300,00	190,00	3,90	20	20	5	5
GM	BLAZER 4.3 V6	SACHS	RLA/842	419	300,00	230,00	3,45	10	10	5	65
GM	BLAZER 4.3 V6	LUK	RLA/846	639	300,00	230,00	3,50	12	12	5	65
GM	D-60	SACHS	RLC/740	051	302,00	171,00	3,56	20	20	4	5
VALMET	80 / MF 90	SACHS	RLC/740-X	141	302,00	171,00	4,00	20	20	4	5
FORD	F-250 F-350	LUK	RLC/833	583	303,00	174,00	3,90	20	20	5	21
MF	12" FURO FINO	LUK	RLT/759	088	304,80	180,00	4,10	20	20	4	5
MF	12" FURO GROSSO	LUK	RLT/840	259	304,80	180,00	4,10	20	20	5	5
MB	1313 COM LAMINA	SACHS	RLC/714	008	310,00	175,00	3,80	12	24	5	8
MB	1313 SEM PASSANTE	LUK	RLT/713	026	310,00	175,00	4,08	0	24	5	44
MB	1313 SEM LAMINA	SACHS	RLC/717	016	310,00	175,00	4,40	20	20	5	5

REVESTIMENTOS DE EMBREAGENS



MARCA	MODELO	SISTEMA	REFERÊNCIA	DIMENSOES - mm			FUROS			Padrão de Furos	
				Ø Ext.	Ø Int.	Esp.	Pas.	Esc.	Reb.		
	TL 70	LUK	RLT/310		310,00	190,00	3,00	20	20	5	5
	TL 70 4,0mm / AGRALE	LUK	RLT/310-B		310,00	190,00	4,00	20	20	5	5
MB	710 GMC	SACHS	RLC/901	815	310,00	193,00	4,00	16	32	5	56
MB	1313 LUK	LUK	RLC/713	095	311,00	190,00	4,40	20	20	5	5
FORD	CARGO 13"	SACHS	RLC/768	086	325,00	190,50	4,30	20	20	5	5
VW	8.150 / CARGO 13" 3,9mm	SACHS	RLC/902	404	325,00	191,00	3,90	20	20	5	5
MP	VOLARE W8 3,4mm	SACHS	RLC/848	772	325,00	192,00	3,40	16	32	5	10
MP	VOLARE SEM LAMINA 8.150	EATON	RLC/326		325,00	210,00	3,50	20	20	5	5
MP	VOLARE SEM LAMINA SACHS	SACHS	RLC/327		327,00	210,00	4,50	16	16	5	15
MP	VOLARE A5 A8 / VW 8.150	SACHS	RLC/887		325,00	210,00	4,00	16	32	5	13
CBT	13" 4,0mm	SACHS	RLC/332		327,00	184,10	4,00	27	27	4	6
CBT	13" FURO FINO SACHS	SACHS	1236-C	054	327,00	184,10	3,80	27	27	4	6
FORD	12000 14000 (13" 4,2mm)	SACHS	RLC/754	219	327,00	184,10	4,20	27	27	4	6
FORD	13" LUK	LUK	RLC/817	112	327,00	192,00	3,90	30	30	5	58
MB	366	SACHS	RLC/712	056	330,00	184,00	3,50	12	24	5	10
MB	366 LUK	LUK	RLC/771	097	330,00	184,00	4,40	30	30	5	58
VALMET	118	SACHS	RLC/743	033	330,00	195,00	3,60	16	32	5	56
MF	292	LUK	RLT/728	089	330,00	195,00	4,10	20	20	5	5
MF	292	LUK	RLC/812	127	330,00	195,00	4,10	20	20	4	5
VT	980 / 880	LUK	RLT/761	612	330,00	200,00	4,10	20	20	5	5
AGRALE	BX		RLT/756		330,00	200,00	4,30	20	20	5	
VW	8180	VALEO	RLC/852	794	330,00	210,00	4,00	18	18	5	61
VALMET	1780	LUK	RLC/814	128	345,00	195,00	4,30	20	20	5	5
VW	14210	EATON	RLC/818	1208	349,20	186,50	3,85	0	30	5	18
MB	1620 S/L	SACHS	RLC/813	186	349,20	212,70	4,30	20	20	5	5
FORD	CARGO 14" 4,0mm	SACHS	RLC/755	109	349,20	212,70	4,00	20	20	5	5
VW	14.210 4,5mm	EATON	RLC/828	1207	350,00	193,00	4,50	0	30	5	18
VOLVO	N-10	SACHS	RLC/748	045	350,00	195,00	3,50	16	32	5	13
VOLVO	N-10 3,8mm	SACHS	RLC/748-B	045	350,00	195,00	3,80	16	32	5	13
VALMET	110 COM LAMINA	SACHS	RLC/742	025	350,00	195,00	3,60	16	32	5	56
VALMET	110 SEM LAMINA	SACHS	RLC/711	024	350,00	195,00	4,00	0	36	5	9
VOLVO	N-10 4,0mm	SACHS	RLC/788	248	350,00	195,00	4,00	16	32	5	13
VOLVO	N-10 4,25mm	SACHS	RLC/816	218	350,00	195,00	4,25	16	32	5	13
AGRALE	BX-150	LUK	RLT/758		350,00	215,00	4,40	20	20	5	5
FORD	CARGO 14" 3 FUROS	LUK	RLC/832	087	351,00	213,00	4,40	30	30	5	58
VW	15180	SACHS	RLC/903	791	362,00	194,00	3,50	16	32	5	13
MB	1418 ELETROICO SEM LAMINA	SACHS	RLC/839	596	362,00	236,50	4,20	20	20	5	5
	362MM EATON S/L	EATON	RLC/362		362,00	235,00	3,50	20	20	5	4
MB	1418 (IGUAL 821)	VALEO	RLC/904	336	362,50	236,50	4,40	0	36	5v	22
MB	1418 ELETROICO COM LAMINA	SACHS	RLC/850	453	363,00	236,50	3,50	16	32	5	13
MB	1417 ELETROICO VALEO	VALEO	RLC/821	336	363,00	236,50	4,50	0	36	5v	22
VW	BUS PLATO DIESEL	P.DIESEL	RLC/820	258	365,00	195,00	4,10	16	32	5	13
MB	712 / 365mm LUK 5 FUROS	LUK	RLC/838	466	363,00	235,00	4,50	25	35	5	62
VOLVO	EATON COM LAMINA	EATON	RLC/905		365,00	220,00	3,50	18	36	5	14
VW	BUS EATON	EATON	RLC/836	576	365,00	220,00	4,50	20	20	5	5
MB	1417 ELETROICO	SACHS	RLC/837	725	365,00	220,00	4,80	20	20	5	5
VW	BUS LUK	LUK	RLC/784	213	365,00	220,00	4,90	22	22	5	60
MB	1519 COM LAMINA	SACHS	RLC/709	007	380,00	200,00	3,50	16	32	5	13
MB	TITAN	SACHS	RLC/709-X	245	380,00	200,00	4,00	16	32	5	13
FNM	D-11.000	SACHS	RLC/706	019	380,00	200,00	4,00	0	36	5	12
MB	1519 SEM LAMINA	SACHS	RLC/718	023	380,00	200,00	4,10	0	32	5	15
MB	LK COM LAMINA	SACHS	RLC/751	053	380,00	250,00	3,50	16	32	5	13
MB	LK SEM LAMINA	SACHS	RLC/751-E	129	380,00	250,00	4,00	0	36	5	17
MB	2428	SACHS	RLC/831	417	395,00	240,00	3,50	16	32	5	13
MB	2428 (3,8mm)	SACHS	RLC/831-B		395,00	240,00	3,80	16	32	5	13
	395 2428 LARGA	SACHS	RLC/831-C		395,00	220,00	3,50	16	32	5	13
FORD	CARGO 2429 EATON	VALEO	RLC/395		395,00	240,00	4,50	20	20	5	73
VOLVO	VM 376	EATON	RLC/907	768	395,00	240,00	3,60	18	36	5	14
MB	2425 (3 FUROS)	VALEO	RLC/908	792	395,00	240,00	4,30	0	54	5v	68

REVESTIMENTOS DE EMBREAGENS



MARCA	MODELO	SISTEMA	REFERÊNCIA			DIMENSOES - mm			FUROS			Padrão de Furos
						Ø Ext.	Ø Int.	Esp.	Pas.	Esc.	Reb.	
MB	2428 (5 FUROS)	LUK	RLC/915	745	395,00	240,00	4,30	30	20	6	70	
MB	1725 (2 FUROS)	VALEO	RLC/835	654	395,00	240,00	4,50	18	18	5	61	
MB	1722 (2 FUROS)	VALEO	RLC/853	761	395,00	240,00	4,50	27	27	5	64	
MB	2324	SACHS	RLC/830	405	395,00	270,00	3,50	16	32	5	13	
MB	2638 ELETRONICO	SACHS	RLC/822	257	400,00	250,00	3,50	16	32	5	13	
	400mm + ESTREITA	SACHS	RLC/822-B		400,00	260,00	3,50	16	32	5	13	
SCANIA	112	SACHS	RLC/752	040	420,00	220,00	3,50	18	36	6	14	
SCANIA	111	SACHS	RLC/726	001	420,00	220,00	3,85	0	36	5	12	
VOLVO	B-58	SACHS	RLC/753	044	420,00	220,00	4,70	18	36	6	14	
SCANIA	113 / HW	SACHS	RLC/767	069	430,00	240,00	3,50	18	36	6	14	
SCANIA	114 / 124	VALEO	RLC/823	334	430,00	240,00	4,30	0	36	5v	23	
SCANIA	114 / 124 430mm VALEO 4,9mm	VALEO	RLC/826	9053	430,00	240,00	4,80	0	36	5v	23	
SCANIA	114 / 124	SACHS	RLC/861	732	430,00	240,00	4,30	18	18	5	61	
VOLVO	FH-12	SACHS	RLC/841	678	430,00	260,00	3,80	18	36	6	14	
SCANIA	SCANIA ESTREITA		RLC/431		430,00	290,00	4,00	18	36	6	14	
SCANIA	SERIE 5	VALEO	RLC/888		430,00	260,00	4,50	18	18	5v	69	

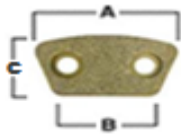
Abreviaturas e Indicações

Ø Ext.	Diâmetro Externo
Ø Int.	Diâmetro Interno
Esp.	Espessura
Pas.	Número de Passantes
Esc.	Número de Escareados
Reb.	Rebite
IMP	Sistema Importado
P.Diesel	Sistema Plato Diesel
VW	Volkswagen
MB	Mercedes-Benz
FNM	Alfa Romeo
GM	Chevrolet
MF	Massey Ferguson
MP	Marcopolo

TABELA DE PADRÃO DE FURAÇÃO

01	02	03	04	05
06	08	09	10	11
12	13	14	15	16
17	18	19	20	21
22	23	24	30	31
37	38	41	43	44
47	56	58	60	61
62	63	64	65	66
67	68	69	70	71
72	73	74		

PASTILHAS SINTERIZADAS FRICION



MODELO	Código		Dimensões (mm)				FUROS	Rebite
			A	B	C	Esp.		
Competição	PS-468	VTS-1	67,5	52,0	36,5	3,0	Horizontal	RLE-483
Competição	PS-469	VTS-2	67,5	52,0	36,5	3,2	Horizontal	RLE-483



MODELO	Código		Dimensões (mm)				FUROS	Rebite
			A	B	C	Esp.		
Comp. Bananinha	PS-485	1H-118	77,0	59,0	32,0	3,0	Horizontal	RLE-483
Comp. Bananinha	PS-486	1H-125	77,0	59,0	32,0	3,2	Horizontal	RLE-483



MODELO	Código		Dimensões (mm)				FUROS	Rebite
			A	B	C	Esp.		
Trator John Deere	PS-487	VT-2	63,0	45,0	57,0	3,2	Vertical	RLE-483



MODELO	Código		Dimensões (mm)				FUROS	Rebite
			A	B	C	Esp.		
MF 290 275 265	PS-497	VT-4	63,0	45,0	57,0	3,6	Vertical	RLE-483
MF 290 275 265	PS-470	VT-5	63,0	45,0	57,0	4,0	Vertical	RLE-483
MF 290 275 265	PS-492	VT-6	63,0	45,0	57,0	4,2	Vertical	RLE-483
MF 290 275 265	PS-490	VT-7	63,0	45,0	57,0	4,5	Vertical	RLE-483
MF 290 275 265	PS-491	VT-8	63,0	45,0	57,0	4,8	Vertical	RLE-483



MODELO	Código		Dimensões (mm)				FUROS	Rebite
			A	B	C	Esp.		
Ford 6.610 e 7.610	PS-471	VTL-5	76,0	57,0	69,0	4,0	Vertical	RLE-484
MF 296 / Fiat 190	PS-472	VTL-8	76,0	57,0	69,0	4,8	Vertical	RLE-484



MODELO	Código		Dimensões (mm)				FUROS	Rebite
			A	B	C	Esp.		
VT 1780 / MF 9170	PS-473	VTLD-5	76,0	B	69,0	4,0	Esquerdo	RLE-484
VT 1780 / MF 9170	PS-498	VTLD-4	76,0	57,0	69,0	3,75	Esquerdo	RLE-484
VT 1780 / MF 9170	PS-474	VTLD-8	76,0	57,0	69,0	4,8	Esquerdo	RLE-484
VT 1780 / MF 9170	PS-501	VTLD-7	76,0	57,0	69,0	4,4	Esquerdo	RLE-484



MODELO	Código		Dimensões (mm)				FUROS	Rebite
			A	B	C	Esp.		
VT 1780 / MF 9170	PS-475	VTLD-5R	76,0	57,0	69,0	4,0	Direito	RLE-484
VT 1780 / MF 9170	PS-499	VTLD-3	76,0	57,0	69,0	3,75	Direito	RLE-484
VT 1780 / MF 9170	PS-476	VTLD-8R	76,0	57,0	69,0	4,8	Direito	RLE-484
VT 1780 / MF 9170	PS-502		76,0	57,0	69,0	4,4	Direito	RLE-484



MODELO	Código		Dimensões (mm)				FUROS	Rebite
			A	B	C	Esp.		
John Deere	PS-488	VTD-5	63,0	45,0	57,0	4,0	Esquerdo	RLE-483
John Deere	PS-493	VTD-7	63,0	45,0	57,0	4,5	Esquerdo	RLE-483
John Deere	PS-495	VTD-8	63,0	45,0	57,0	4,8	Esquerdo	RLE-483



MODELO	Código		Dimensões (mm)				FUROS	Rebite
			A	B	C	Esp.		
John Deere	PS-489	VTD5R	63,0	45,0	57,0	4,0	Direito	RLE-483
John Deere	PS-494	VTD7R	63,0	45,0	57,0	4,5	Direito	RLE-483
John Deere	PS-496	VTD8R	63,0	45,0	57,0	4,8	Direito	RLE-483

PASTILHAS SINTERIZADAS FRICION



MODELO	Código		Dimensões (mm)				Rebite
			A	B	C	Esp.	
Volkswagen	PS-477	VSR-11	139,0	102,0	62,0	4,0	RLE-483
Ford Cargo	PS-478	VSR-12	139,0	102,0	62,0	4,4	RLE-483
Volkswagen / Ford Cargo	PS-479	VSR-13	139,0	102,0	62,0	4,8	RLE-483



MODELO	Código		Dimensões (mm)				Rebite
			A	B	C	Esp.	
Eaton	PS-480	VSR-14				4,6	RLE-483
Eaton	PS-483					4,0	RLE-483

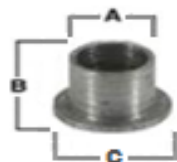


MODELO	Código		Dimensões (mm)				Rebite
			A	B	C	Esp.	
Huber Warco 6 furos Bronze	PS-481-B	2035-B	178	108	75	5,0	RLE-485
Huber Warco 6 furos Grafite	PS-481-G	2035-G	178	108	75	5,0	RLE-485



MODELO	Código		Dimensões (mm)				Rebite
			A	B	C	Esp.	
Huber Warco 7 furos Bronze	PS-482-B	2240-B	198	114	88	5,0	RLE-485
Huber Warco 7 furos Grafite	PS-482-G	2240-G	198	114	88	5,0	RLE-485

REBITES DE PASTILHA



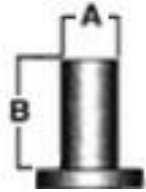
Código	Modelo	Medidas		
		A	B	C
RE-483	Sem furo	9,4	10,0	12,3
RE-483	Furado	9,4	8,5	12,3
RE-483-B FRICION	Sem furo	9,4	8,5	12
RE-484	Sem furo	12,6	8,7	16,0
RE-484	Furado	12,6	8,7	16,0
RE-485 Huber-Semi tubular		4,7	8,0	9,5

REBITE TUBULAR



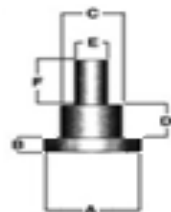
Código	Medidas		
	A	B	C
RE-410	4,0	6,0	8,0
RE-411	4,0	8,0	8,0
RE-412	5,0	6,0	9,5
RE-413	4,0	10,0	7,0
RE-414	5,0	8,0	9,5
RE-426	5,0	10,0	9,5
RE-415	6,0	6,0	9,5
RE-416	6,0	6,0	11,0
RE-428	6,0	7,0	9,0
RE-429	6,0	8,0	11,5
RE-438	5,0	7,0	9,5
RE-430	6,0	9,0	9,5
RE-427	5 x 9,0 x 9,0 x 12,0 Valeo		
RE-431	5 x 9,5 x 10,5 x 13,8 Valeo		
RE-438	5 x 7,0 x 7,0 x 9,5 Valeo		

REBITE MACIÇO



Código	Medidas	
	A	B
RLE-386	5,0	6,4
RLE-387	5,0	8,0
RLE-388	5,0	10,0
RLE-6705	4,7	12,7
RLE-453	5,0	16,0
RLE-6800	5,0	25,0
RLE-433	5,0	30,0
RLE-6801	5,0	32,0
RLE-434	5,0	45,0
RLE-435	5,9	10,0
RLE-389	6,0	6,4
RLE-439	6,0	8,0
RLE-417	6,0	13,0
RLE-6714	6,0	14,4
RLE-390	6,0	16,0
RLE-473	6,0	19,0
RLE-432	6,0	22,0
RLE-391	6,0	25,0
RLE-392	6,0	32,0
RLE-436	6,0	38,0
RLE-6719	6,3	6,3
RLE-6720	6,3	8,0
RLE-6721	6,3	9,6
RLE-6722	6,3	11,0
RLE-6723	6,3	12,7
RLE-6724	6,3	15,7
RLE-6725	6,3	19,1
RLE-6726	6,3	22,2
RLE-380	6,3	25,4
RLE 6728	6,3	28,0
RLE-6729	6,3	31,7
RLE-450	7,0	10,0
RLE-6731	7,0	12,0
RLE-451	7,0	16,0
RLE-458	7,0	32,0
RLE 6746	8,0	9,6
RLE-393	8,0	13,5
RLE-452	8,0	16,0
RLE-419	8,0	19,0
RLE-6741	8,0	20,0
RLE-394	8,0	22,0
RLE-422	8,0	23,5
RLE-395	8,0	25,0
RLE-396	8,0	30,0
RLE-397	8,0	32,0
RLE-421	8,0	34,0
RLE-398	8,0	35,0
RLE-455	9,0	28,0
RLE-399	9,0	32,0
RLE-456	9,0	34,0
RLE-464	9,0	36,0
RLE-457	10,0	17,0
RLE-6762	10,0	20,0
RLE-459	10,0	22,0
RLE-460	10,0	25,0
RLE-6770	10,0	29,0
RLE-418	10,0	30,0
RLE-423	10,0	32,0
RLE-400	10,0	33,0
RLE-401	10,0	34,0
RLE-6802	12,0	31,5
RLE-424	12,0	32,0
RLE-402	12,0	34,0

REBITE MEMBRANA

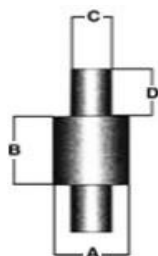


Linha Leve							
Código	Dimensões - mm						Aplicação
	A	B	C	D	E	F	
RE-229	15,0	2,0	8,0	8,5	5,0	8,0	1600 Sachs
RE-236	15,8	2,5	10,7	11,3	7,0	19,5	Ranger
RE-238	15,8	2,5	11,0	10,7	5,0	17,0	Golf
RE-227	16,0	3,0	8,5	6,0	5,0	8,0	Corcel 170mm
RE-228	16,0	2,0	10,0	9,0	5,0	7,0	1600 Luk
RE-234	16,0	4,0	12,0	27,0	7,5	25,0	24250
RE-230	17,0	3,0	10,0	9,0	7,5	9,0	Opala Borg
RE-231	18,0	2,5	10,0	10,0	5,0	9,5	1113
RE-223	19,0	3,0	10,0	10,0	5,0	10,0	F-1000 Luk
RE-224	19,0	3,0	10,8	10,0	8,0	10,0	F-1000 Sachs
RE-237	19,0	2,7	10,8	13,2	6,3	18,1	S-10

Linha Pesada							
Código	Dimensões- mm						Aplicação
	A	B	C	D	E	F	
RE-222	15,0	3,0	10,0	28,0	8,0	23,0	Bus
RE-221	22,0	3,5	10,0	9,0	8,0	10,0	Ford 13"
RE-232	24,0	4,0	12,0	13,0	9,0	20,0	1620 - Valeo
RE-233	25,0	4,0	11,0	12,0	8,0	16,0	1318 / 1418 Elet / 366
RE-218	25,0	4,0	12,0	12,0	8,0	19,0	366 / 1620 / 1621
RE-218-C	25,0	4,0	12,0	12,0	8,0	15,0	366 / 1621 Chapa
RE-218-9	25,0	4,0	12,0	12,0	9,0	19,0	366 / 1620 / 1621
RE-219	25,0	4,0	14,0	13,0	10,0	23,0	Scania 1 aro
RE-220	25,0	4,0	14,0	14,5	10,0	23,0	Scania 2 aros
RE-239	25,0	4,0	14,8	10,5	7,5	13,0	CBT

Linha Agrícola							
Código	Dimensões - mm						Aplicação
	A	B	C	D	E	F	
RE-226	22,0	3,5	10,8	9,0	8,0	10,0	Ford 5610 / 6610
RE-225	25,0	4,0	14,0	11,0	8,0	16,0	Valmet 980 / 1780

REBITE DE FERRO



Código	Dimensões				Aplicação
	A	B	C	D	
RE-440	8,0	10,3	5,0	7,0	Fiat 1.5 e 1.6 Luk
RE-443	8,0	9,5	5,5	5,5	Ford Ká
RE-446	9,0	10,5	7,0	6,5	Kia Besta 2.7
RE-448	9,0	12,0	7,0	6,5	Volare A-8 13"
RE-449	9,0	12,0	6,0	6,0	Kia Besta 2.7 Valeo
RE-406	9,5	6,5	6,5	7,0	VW 1600 Borg / Corcel I
RE-407	9,5	6,5	5,0	7,0	1600 Luk / Corcel / Fiat
RE-441	9,5	8,0	6,5	7,0	Corcel II Amortex
RE-403	9,5	7,0	7,0	7,0	GM Willys / Opala
RE-420	9,5	7,5	6,5	7,0	GM Chevette
RE-442	9,5	10,0	6,4	7,0	GM Monza Luk
RE-405	9,5	9,0	6,5	7,0	Ford 13" / GM 13"
RE-445	9,5	11,0	5,0	7,5	MB Sprinter
RE-404	11,0	7,0	7,0	7,0	Ford 11" e 12" / GM 11"
RE-444	11,0	6,0	7,0	7,0	Toyota
RE-408	12,5	10,0	8,5	7,0	Ford Cargo 13" e 14"
RE-447	14,0	13,0	7,0	5,5	Ford F-4000



PUNÇÃO

Rebite	Código	MODELO
4mm	RLE-001	Redondo
5mm	RLE-002	Redondo
6mm	RLE-003	Redondo
4mm	RLE-004	Estrela
5mm	RLE-005	Estrela
6mm	RLE-006	Estrela



ESCARIADOR

MODELO	Código	Dimensões		Rebite
		A	B	
Fino	RLB-001	4,2	8,5	4mm
Médio	RLB-002	5,2	10,5	5mm
Grosso	RLB-008	6,2	12,5	6mm
Valeo	RLB-004	11,0	15,0	Valeo

Rua Ignacio e Maria Aparecida Tonetto, 130 - Distrito Empresarial Luis Roberto Jabali
Ribeirão Preto - SP - Brasil



(16) 9.8877-0978



(16) 3615-9278



(16) 3628-0978



@ ribeirao_lonas@terra.com.br



FACEBOOK: www.facebook.com/ribeiraolonas



INSTAGRAM: @ribeiraolonas